



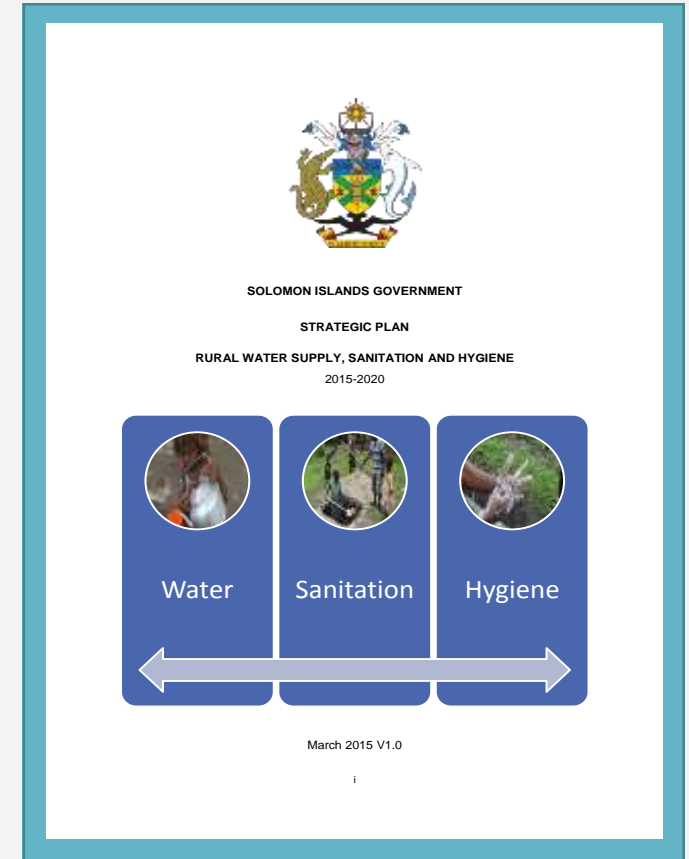
# RURAL WASH BASELINE

# INTRODUCTION

- SIG is committed to improving the health and wellbeing of people living in rural communities across the country and has approved rural WASH policy:

*VISION "All Solomon Islanders will have easy access to sufficient quantity and quality of water, appropriate sanitation and will be living in a safe and hygienic environment by 2024"*

- The Rural WASH (RWASH) program within the Environmental Health Division (EHD) of MHMS leading the implementation of the Policy through the Strategic Plan.



- RWASH Policy Feb 2014
- RWASH Strategic Plan Mar 2015

# RURAL WASH STRATEGIC PLAN

**Objective 1**  
*Improved  
WASH  
services in  
communities*

**Capital funding** - will be provided by MHMS for communities, schools and health clinics

**'Service Delivery Partners'** will deliver the Infrastructure engaged through open tender process and using MHMS Guidelines

**Community Engagement Guidelines** – to implement projects and support capacity development to operate and maintain the infrastructure

**Objective 2**  
*Improved  
sanitation and  
hygiene  
nationally*

**No subsidy** - funding will be NOT be provided by MHMS for household toilets

**Creating a demand for sanitation** - Community Led Total Sanitation (CLTS) will be rolled out across the country – so that individuals will build and use toilets themselves

**Hygiene communication** – focused on people washing their hands with soap at critical times

**WASH Marketing** – ensure supply chain is there to support the process

**Objective 3**  
*WASH Sector  
Reform*

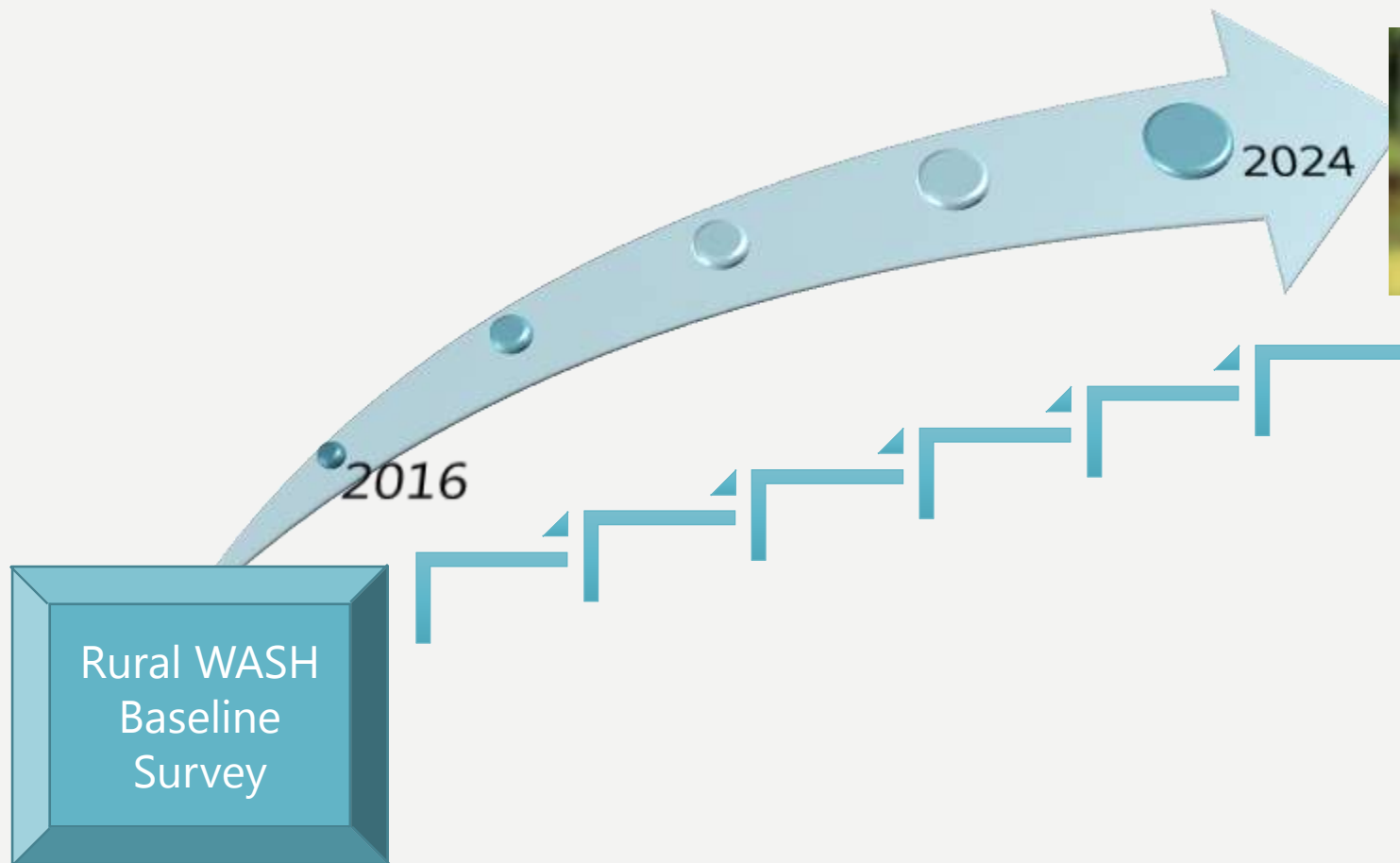
**RWASH program** – within the Environmental Health Division (EHD) of MHMS will be responsible for delivery of the plan and oversight of the WASH sector

**Provincial EHD/HPU** - responsible for overseeing and monitoring service delivery partners and supporting CLTS

**Strengthen systems and capacity** – to support implementation of the plan, monitoring and evaluation system

# AIM STRATEGIC PLAN

## 100% COVERAGE

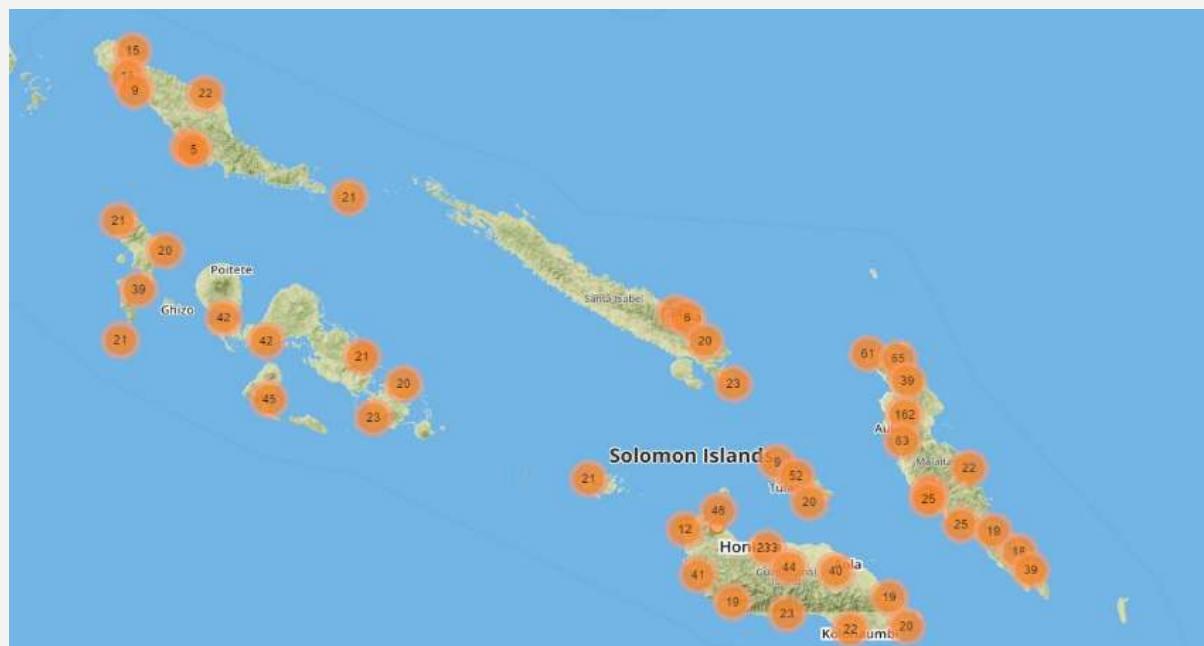


- *Safe water supply*
- *Appropriate sanitation*
- *Hygienic environment*

# RURAL WASH BASELINE SURVEY

- Successfully completed in December 2015 on time and under budget.
  - Carried out by our own staff and resources, using our own systems and budget to provide a statistically representative assessment of the rural WASH coverage for the county.
- Approximately 60 people, predominantly EHD staff at National and Provincial level
  - Formed 16 survey teams
  - Carried out surveys for six weeks,
  - 84 Enumeration Areas (EAs) across all 9 Provinces.
- Using 'smart phones' the 16 survey teams collected:
  - 1,739 Household WASH surveys
  - 71 School WASH surveys
  - 28 Health Facility WASH surveys





## ISABEL SURVEY

Required 5 Enumeration Areas (EA)

1 EA uncompleted

Collected:

79 household surveys

0 Health clinic surveys

6 School surveys

# OUTCOME – NATIONAL RURAL WASH COVERAGE

<b>Water</b>	<b>54%</b>	<b>Hygiene</b>	<b>16%</b>
<i>Access to improved water sources (available within 30min)</i>		<i>Appropriate hand washing facilities (with water and soap)</i>	
<b>Sanitation</b>	<b>13%</b>	<b>Management</b>	<b>13%</b>
<i>Access to an improved type sanitation facility (private not shared)</i>		<i>Households reporting that their drinking water source (improved or unimproved) is managed by an active WASH committee</i>	

# PROVINCIAL RURAL WASH COVERAGE

SUMMARY	<i>Central</i>	<i>Choiseul</i>	<i>Guadalcanal</i>	<i>Isabel</i>	<i>Makira</i>	<i>Malaita</i>	<i>Ren-Bell</i>	<i>Temotu</i>	<i>Western</i>
(Population*)	(24,567)	(25,133)	(73,886)	(23,706)	(36,532)	(117,211)	(5,895)	(16,025)	(63,532)
Water	57%	63%	43%	90%	63%	48%	100%	44%	56%
Sanitation	3%	6%	14%	6%	11%	15%	45%	10%	16%
Hygiene	8%	6%	9%	3%	21%	11%	5%	12%	44%
Management	24%	3%	6%	32%	19%	18%	3%	4%	7%

\*population numbers from 2009 census



# **WATER** IN RURAL SOLOMON ISLANDS




What about water



**National 54% people**

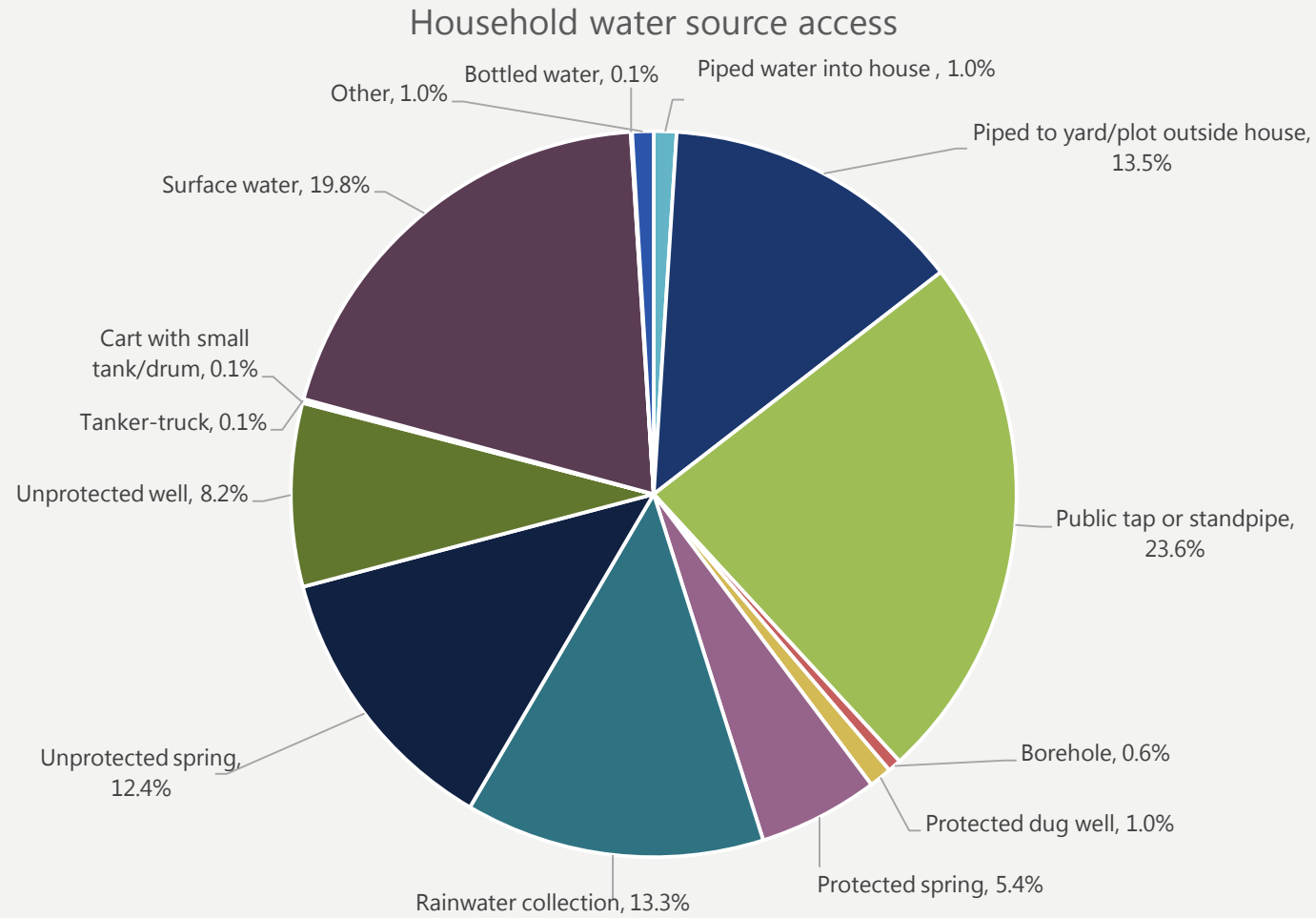
**IMPROVED WATER SUPPLY** – water that is adequately protected the from outside contamination, in particular from faecal matter



**National 46% people**

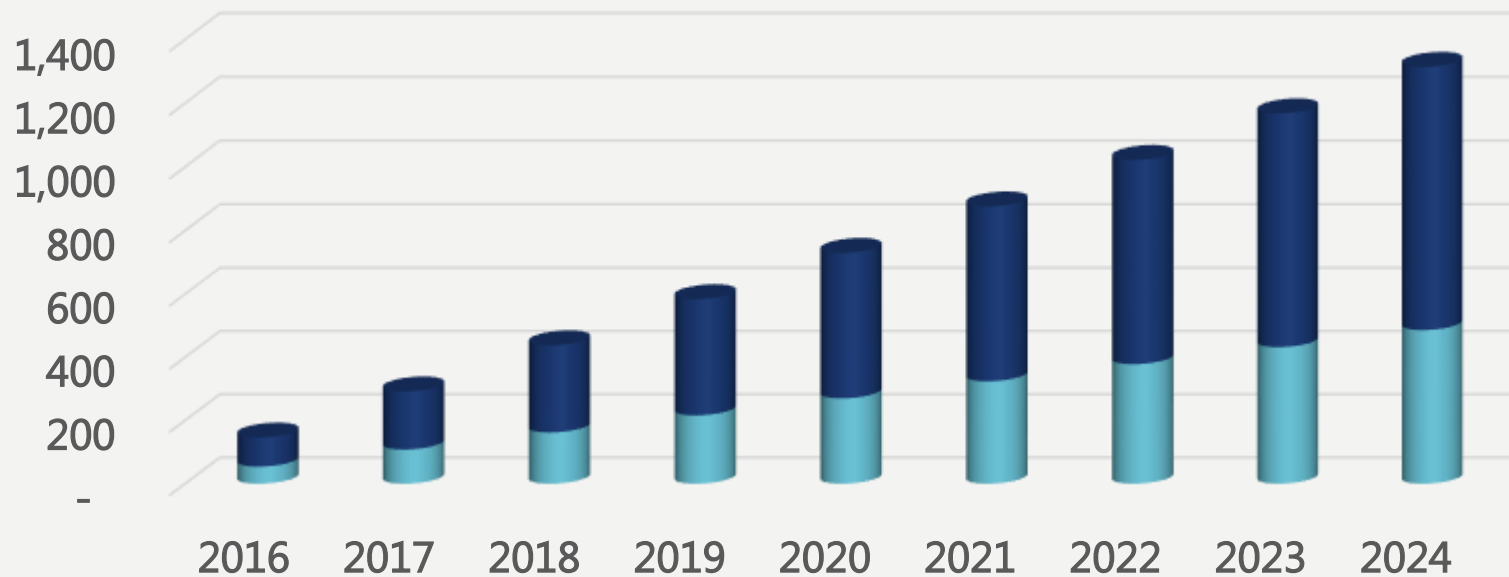


# PRIMARY DRINKING WATER SOURCES



# TO REACH 100% WATER COVERAGE

Required no. water supply systems to reach national 100% coverage by 2024



NATIONALLY  
1,300 systems  
next 9 years

ANNUALLY  
150 systems per  
year for 9 years

Assuming the 54% of population with water supply systems, 50% would need to be rehabilitated in the next 9 years

■ Rehabilitation ■ Construct New

Constructing new water supply systems for the 46% of population that currently isn't serviced over the next 9 years

# PLAN: DELIVER WASH

*Objective 1  
Improved  
WASH  
services in  
communities*

- **Capital funding** - will be provided by MHMS for communities, schools and health clinics
- **'Service Delivery Partners'** will deliver the Infrastructure engaged through open tender process and using MHMS Guidelines
- **Community Engagement Guidelines** – to implement projects and support capacity development to operate and maintain the infrastructure

- AIM: Improved access to clean water and sanitation facilities in
  - Rural communities
  - Schools
  - Health clinics; and
  - Public institutions
- There is lots to do – we don't have the resources to do it on our own
  - **Contract 'Service Delivery Partners' to HELP**
- Sustain outcomes using Community Engagement Guidelines

# NATIONAL ANNUAL OPERATIONAL PLAN 2016

WATER SYSTEMS	AOP 2016	Strategic Plan (per year 9 yr)	Performance Indicator
Rehabilitation (Delivered by RWASH)	35	54	17.5
Construct New (Delivered by Service Delivery Partners)	14	92	16
	49	146	33.5
<b>TOTAL</b>			

**ACTION – need to deliver the planned systems and support other WASH projects in the Province**

WASH sector NEEDS to deliver remaining 34 systems

2016 TARGET is 67 water systems



# **SANITATION IN RURAL SOLOMON ISLANDS**



TODAY lets talk about ' behind the house'

# OPEN DEFECATION



8 out of 10  
people

80%

>300,000  
people





# OPEN DEFECATION



# NATIONAL - Unimproved sanitation (open pit) used by 5% people



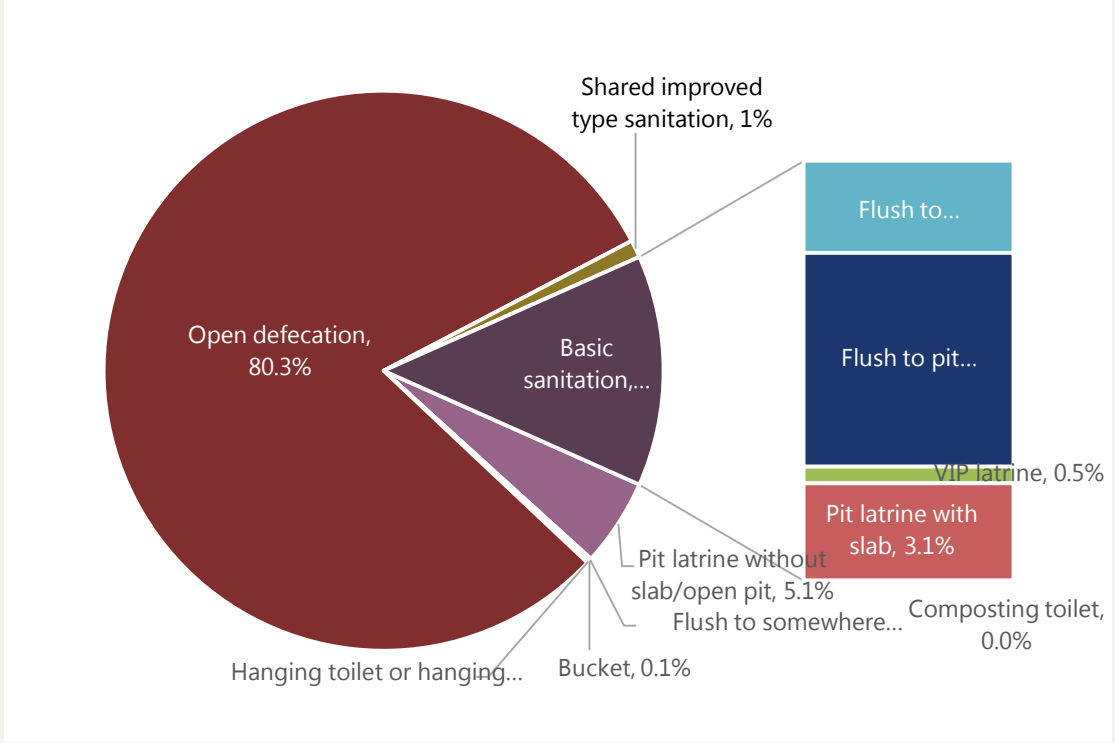


# Improved sanitation – toilets that hygienically separate human excreta from human contact





## Improved sanitation – toilets that hygienically separate human excreta from human contact



# OPEN DEFECATION

Accounts for 1 in 4  
child deaths in  
Solomon Islands

...causes cholera, typhoid, hepatitis, polio, **diarrhea**, worm infestation, reduced physical growth, **impaired cognitive function and under nutrition**

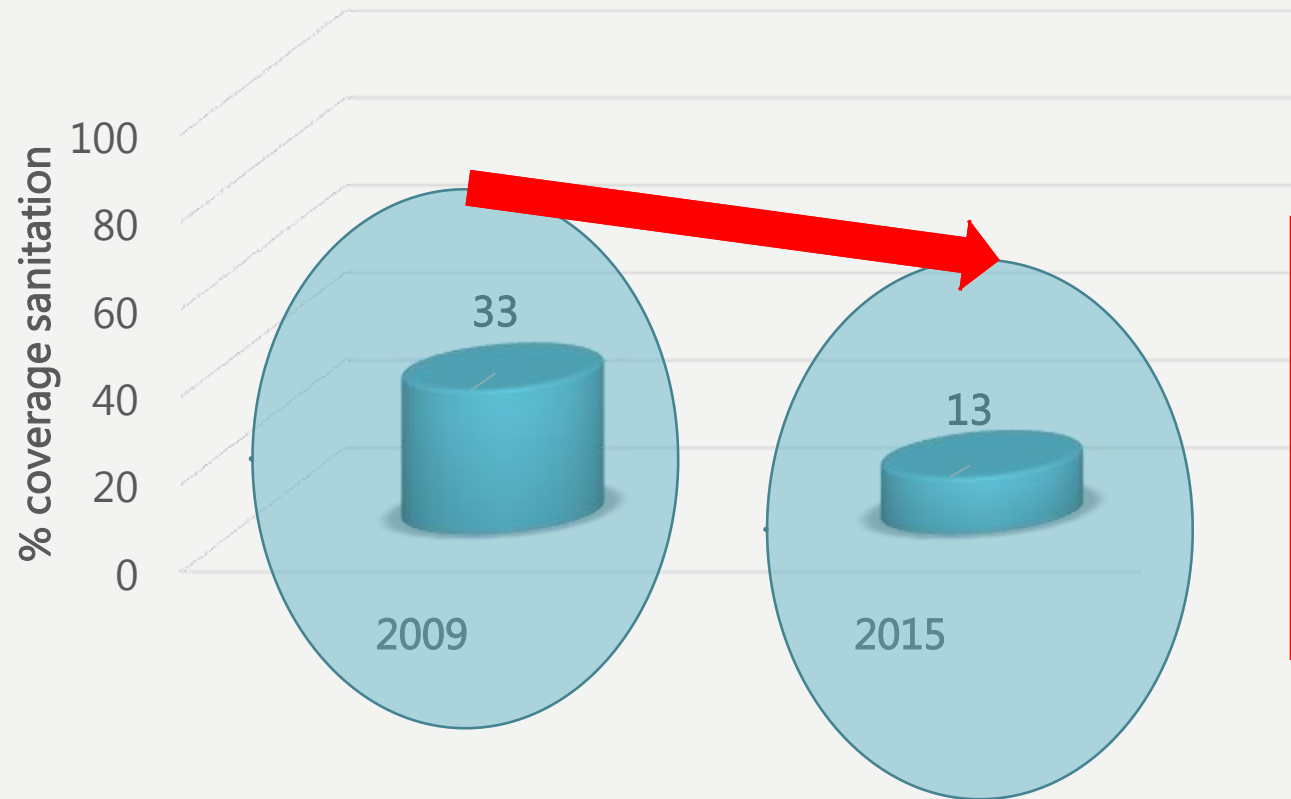
Child malnutrition &  
stunting rate of  
32.8% in Solomon  
Islands

REDUCING your child's ability to:

- Learn
- Achieve an education
- Future productivity
- Income-earning potential

# SANITATION HISTORY

Percentage coverage appropriate sanitation in Solomons



Shows what we have been doing (subsidy approaches) isn't working- NEED a different approach

# PLAN: SANITATION & HYGIENE

*Objective 2  
Improved  
sanitation  
and hygiene  
nationally*

- No subsidy - funding will be NOT be provided by MHMS for household toilets
- Creating a demand for sanitation - Community Led Total Sanitation (CLTS) will be rolled out across the country – so that individuals will build and use toilets themselves
- Hygiene communication – focused on people washing their hands with soap at critical times
- WASH Marketing – ensure supply chain is there to support the process

- AIM: Improved access to and use of sanitation facilities and hygiene practices in every rural household and community
- Community Total Led Sanitation (CLTS)
  - Empowering/motivating communities to become No Open Defecation (NOD)
  - Internationally shown to be most sustainable approach
- Shifting 'mind set' to have CHANGE IN BEHAVIOUR
  - Sanitation and hygiene behaviours
- WASH Marketing – supply chains and training

# NATIONAL ANNUAL OPERATIONAL PLAN 2016

SANITATION	AOP 2016	Strategic Plan (per year 9 yr)	Performance Indicator
CLTS Triggering (Facilitated RWASH/HPU and partners)	100 (2%)	556 (11%)	20%
	2%	11%	13%
No Open Defecation (Declared by MHMS)	50,000-	50,000-	53,200
Population with Access Improved Sanitation (RWASH Baseline)	55,000	55,000	

**ACTION:**  
Change starts here in this room

**ISABEL**  
Trigger 30 communities per year



# LEAD BY EXAMPLE

- Work with everyone to have WASH:
  - Communities/villages
  - Schools
  - Health clinics;
  - Public institutions
- Changing 'mind set' to change behaviour of all



## SHARING TIME ' story time'

- Is Open Defecation a problem?
- What sanitation facilities do you use?

# HYGIENE IN RURAL SOLOMON ISLANDS



Who's washing their hands

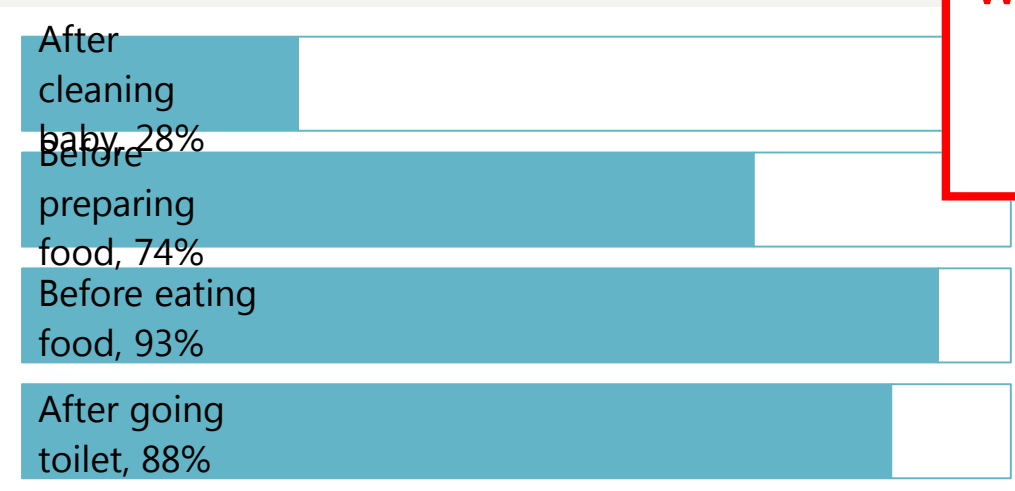
# WHAT IS HYGIENE

- Refers to behaviours that encourage the widespread adoption of safe hygiene practices in order to:
  - Keep people and their environment clean,
  - Enhance dignity,
  - Prevent spread of diseases,
  - Reduce under-nutrition and maintain health.
- **Rural WASH baseline focused on Handwashing with water and soap at critical times**

- 6 Key hygiene behaviours includes
  1. Handwashing with water and soap at critical times,
  2. Safe and hygienic management of human excreta (sanitation)
  3. Cleanliness of sanitation facilities,
  4. Safe domestic water management from source to the point of consumption, (safe drinking water supplies)
  5. Food hygiene,
  6. Menstrual hygiene and its management.

# HANDWASHING

- HIGH Knowledge of handwashing
- NATIONAL



What people KNOW is not what they are DOING

People with handwashing facilities (with water and soap)



NATIONAL 16%  
people  
ISABEL  
3% people



# WASH AND HEALTH

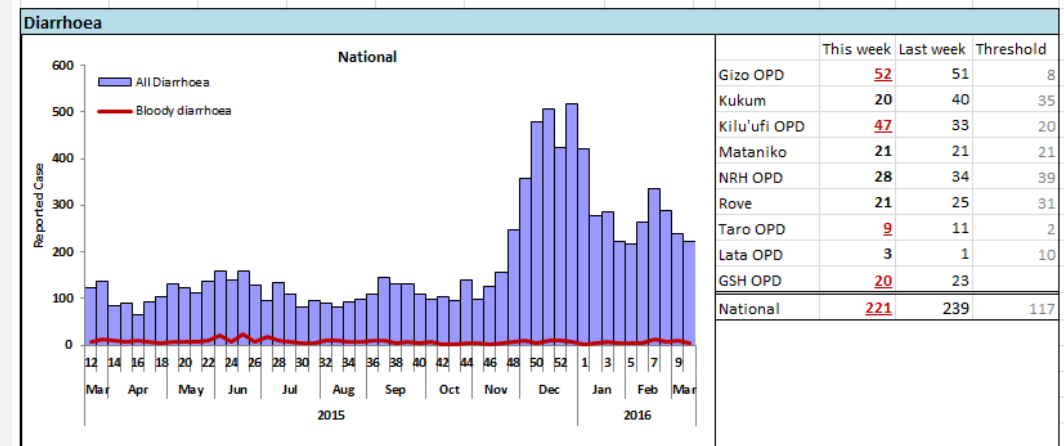
## Rotavirus Outbreak 2015-16

- >9,000 cases of diarrhoea reported during the outbreak
- Provisional 30 deaths

### Key Messages (PREVENT OUTBREAKS)

- We need to increase practice (actions) with knowledge of good hygiene

### KNOWLEDGE INTO ACTION



# MANAGEMENT IN RURAL SOLOMON ISLANDS

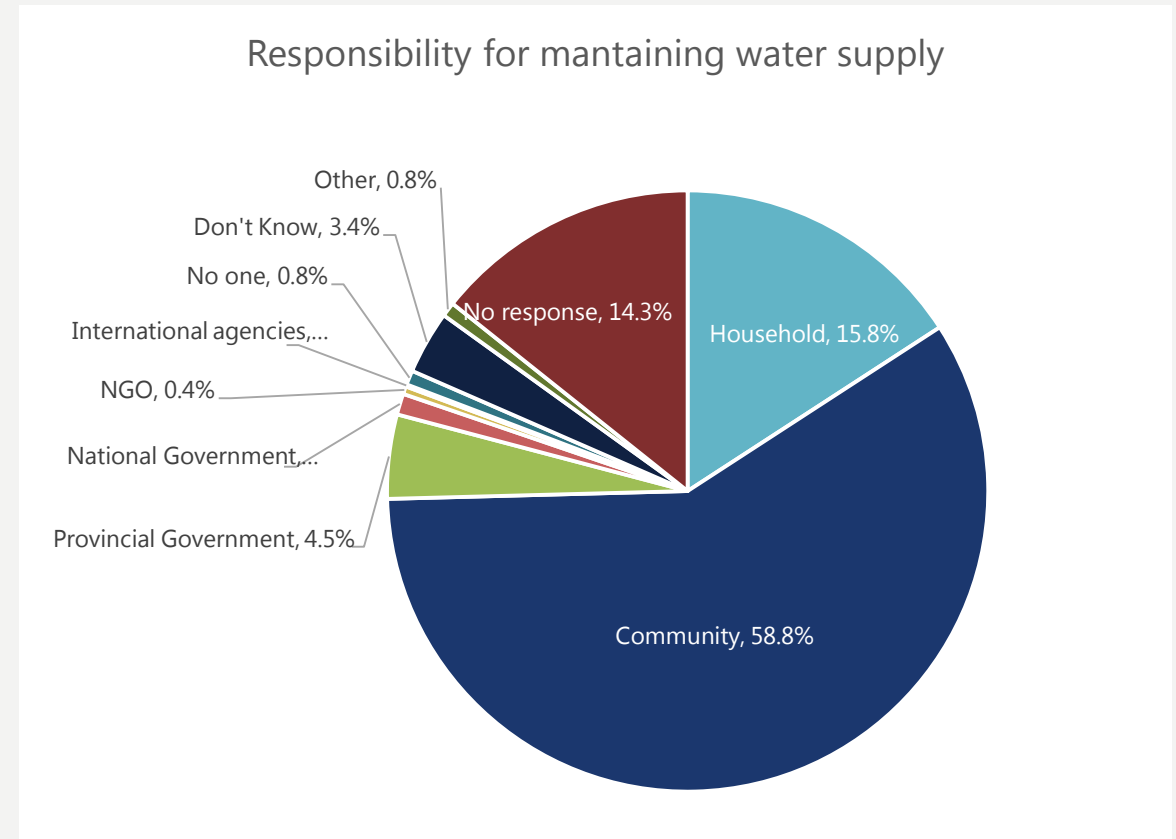


Operation and maintenance

# RESPONSIBILITY FOR MAINTAINING

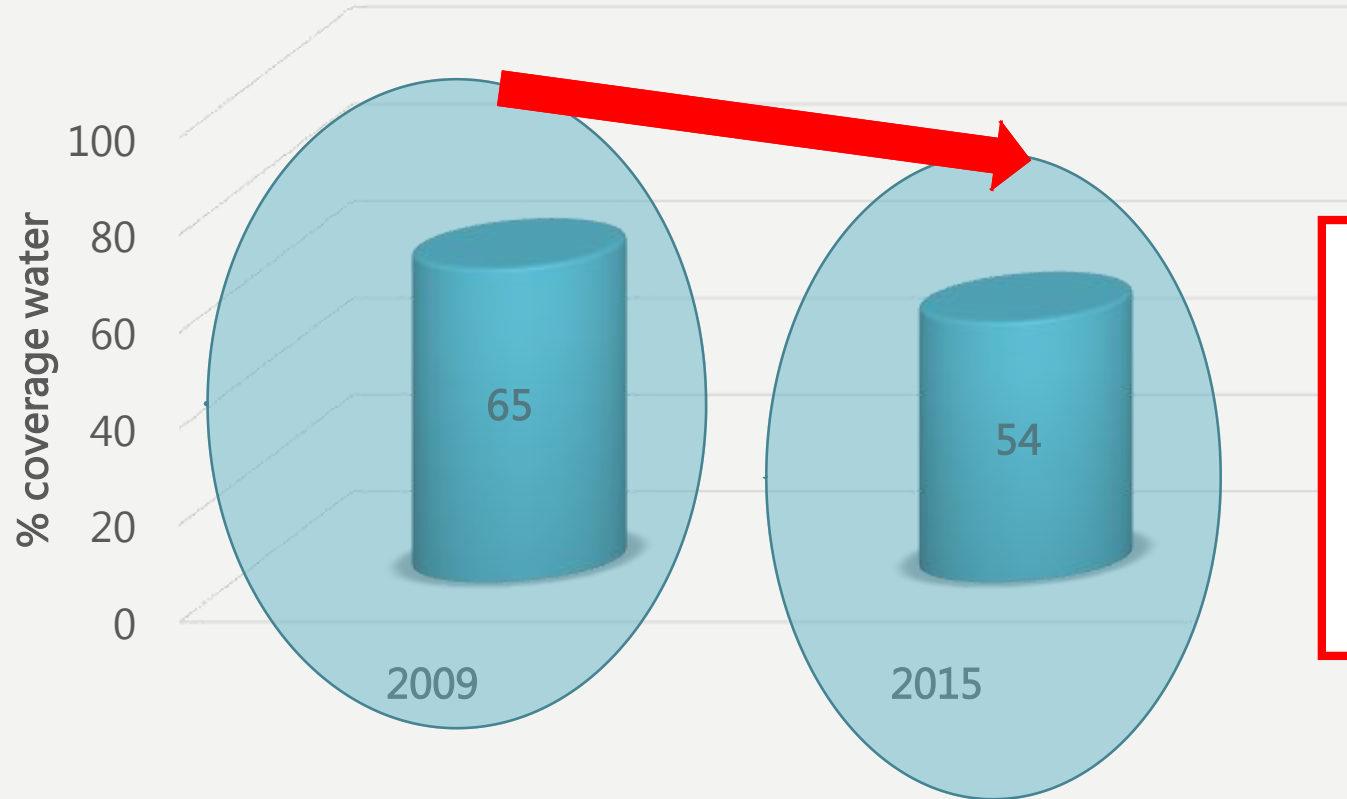
While most communities are aware of their responsibility for maintaining their water supplies

- **Nationally ONLY 13% report having Active WASH Committees**



# WATER HISTORY

Percentage coverage improved water supplies in rural Solomons



Shows the importance of Operation and Maintenance in increasing coverage



# PLAN: DELIVER SECTOR REFORM

## *Objective 3 WASH Sector Reform*

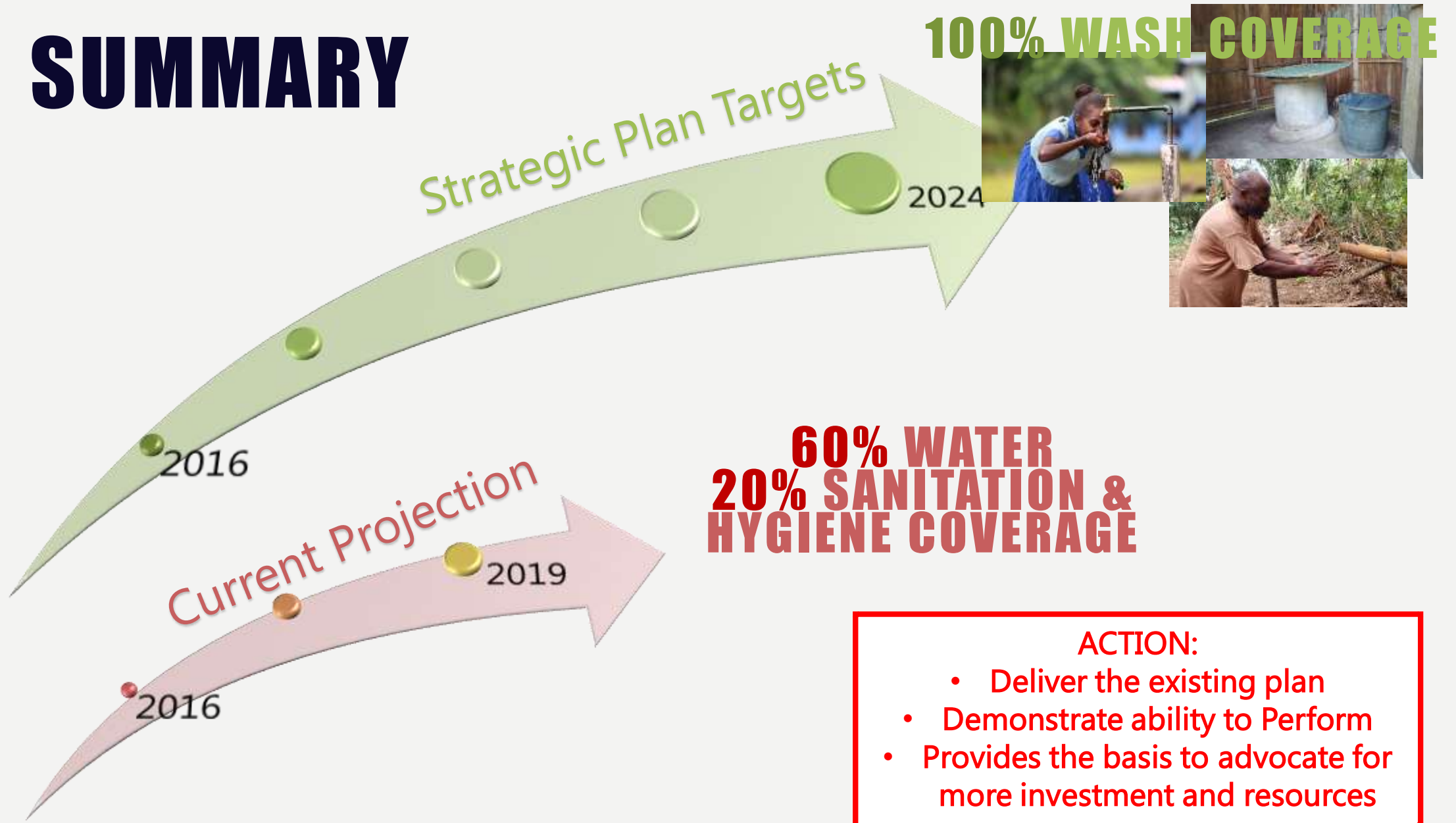
- RWASH program – within the Environmental Health Division (EHD) of MHMS will be responsible for delivery of the plan and oversight of the WASH sector
- Provincial EHD/HPU - responsible for overseeing and monitoring service delivery partners and supporting CLTS
- Strengthen systems and capacity – to support implementation of the plan, monitoring and evaluation system

- AIM: Change the way WASH sector stakeholders are organised and work together to improve the efficiency and sustainability of the rural WASH service delivery
  - Provincial Health – is the ROCK (long-term on-going support and oversight, achieve improved lives for people)
    - Oversight project delivery
    - Monitor, evaluate and report progress (Monitoring & Evaluation system)
    - Provide on-going support to communities to improve capacity to operate and maintain systems (Most Important role)
  - Service delivery Partners increasingly deliver WASH systems (rehabilitated and new)

# WHERE TO FROM HERE

- **National Government**
  - LEAD the implementation of the Strategic Plan - Communicate and coordinate WASH sector
  - **Strengthen systems** to deliver the Strategic Plan – Procurement, Financial and establish Monitoring System
- **Provincial Government**
  - Make financial provisions for **supporting Community Based Management**
  - Coordinate with National and stakeholders
- **WASH Stakeholders**
  - Coordinate with Provincial Government
- **Provincial RWASH**
  - Already doing a GREAT JOB Delivering the plan – water supply systems and supporting Community Based Management
  - **FOCUS: On sanitation (get this as high as water coverage) and MONITORING**

# SUMMARY



- ACTION:**
- Deliver the existing plan
  - Demonstrate ability to Perform
  - Provides the basis to advocate for more investment and resources

# THANK YOU

- MHMS – Environmental Health Division
- Provincial Health Sector
- Collaborative partners
  - WaterAid Solomon Islands,
  - UNICEF Solomon Islands/Fiji and
  - Australian Department of Foreign Affairs and Trade (DFAT)